

SIGHT WORD

READERS



100 Sight Word
Readers

Extension
Activity

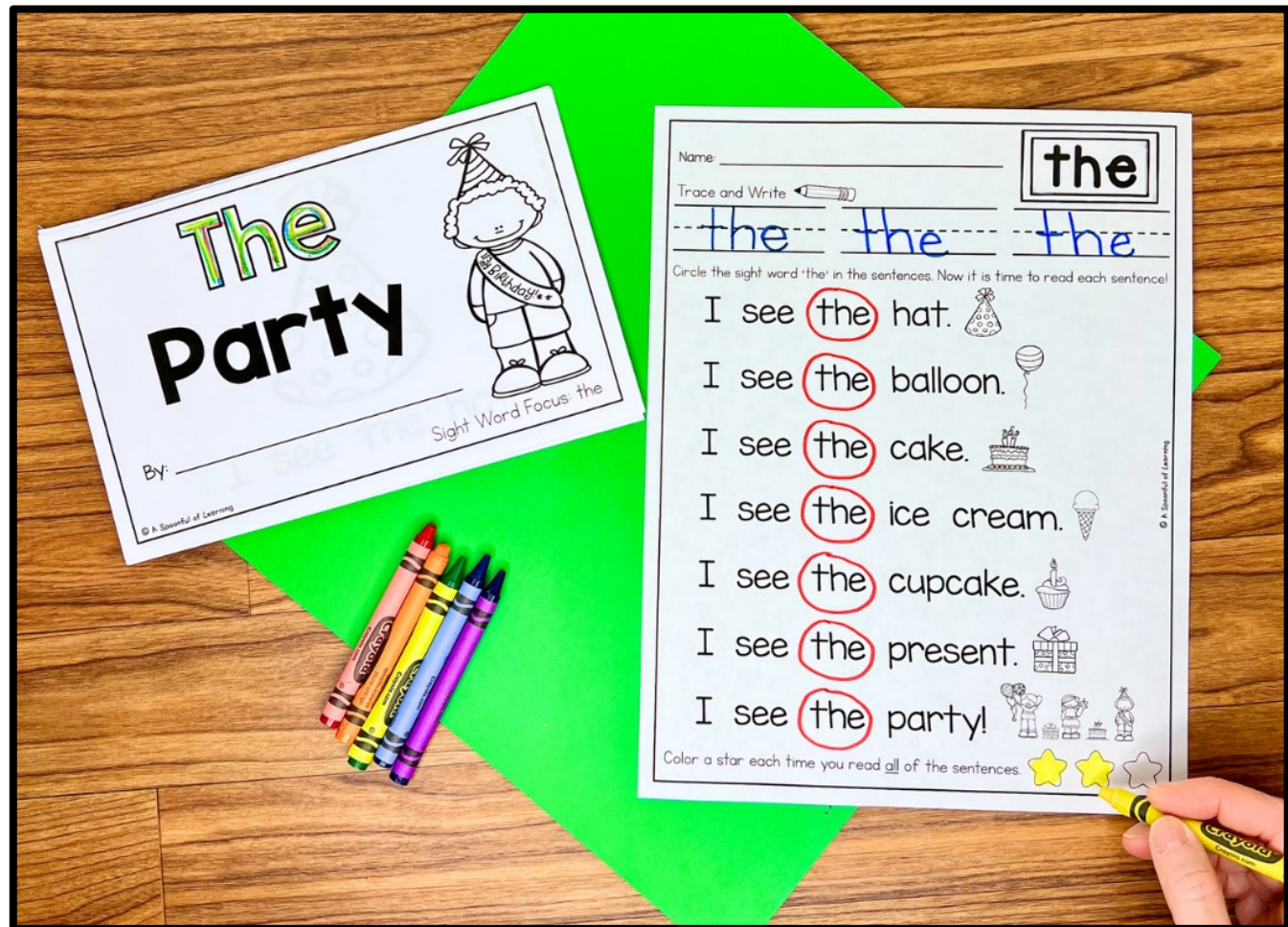
5 Day Plan to Read
Independently

and MORE! ➤

SIGHT WORD READERS

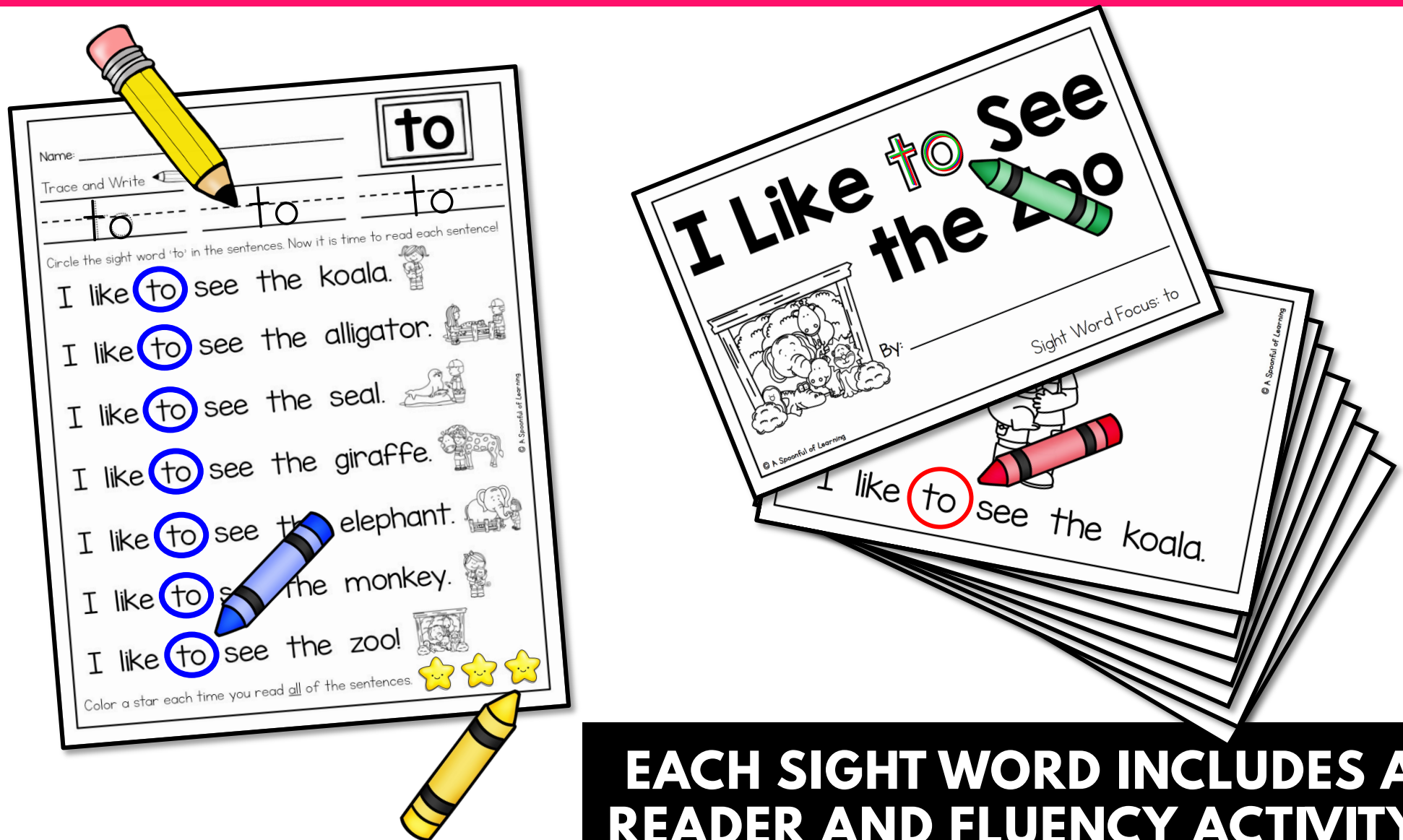
WHAT ARE THEY?

- **SIGHT WORD MINI READERS THAT HELP BUILD CONFIDENCE & A STRONG FOUNDATION FOR READING.**
- **EACH READER FOCUSES ON A SIGHT WORD.**
- **PREDICTABLE SHORT SENTENCES ON EACH PAGE.**
- **PICTURES TO SUPPORT THE TEXT ON EACH PAGE.**



SIGHT WORD READERS

What's included?



**EACH SIGHT WORD INCLUDES A
READER AND FLUENCY ACTIVITY.**

SIGHT WORD READERS

A CLOSER LOOK

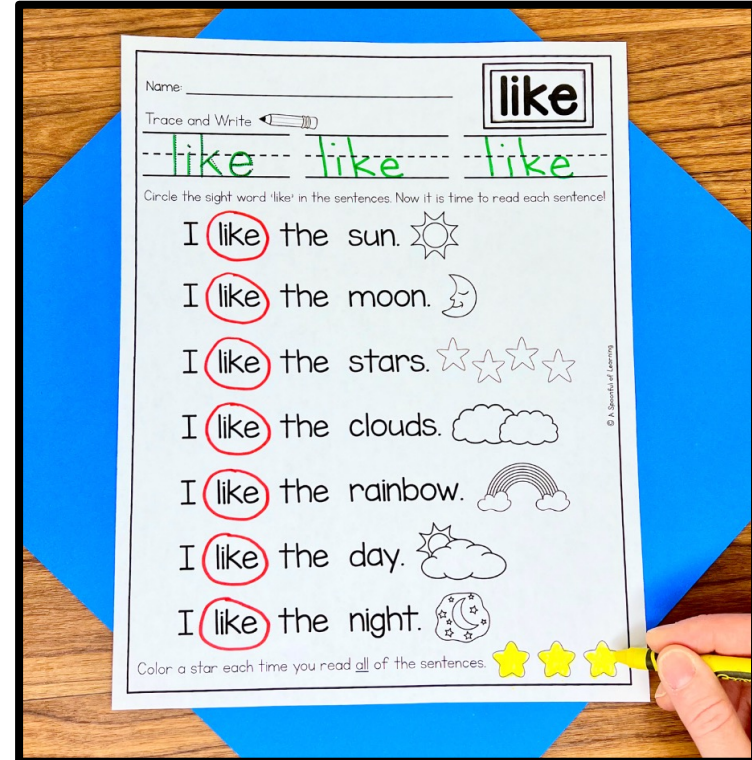
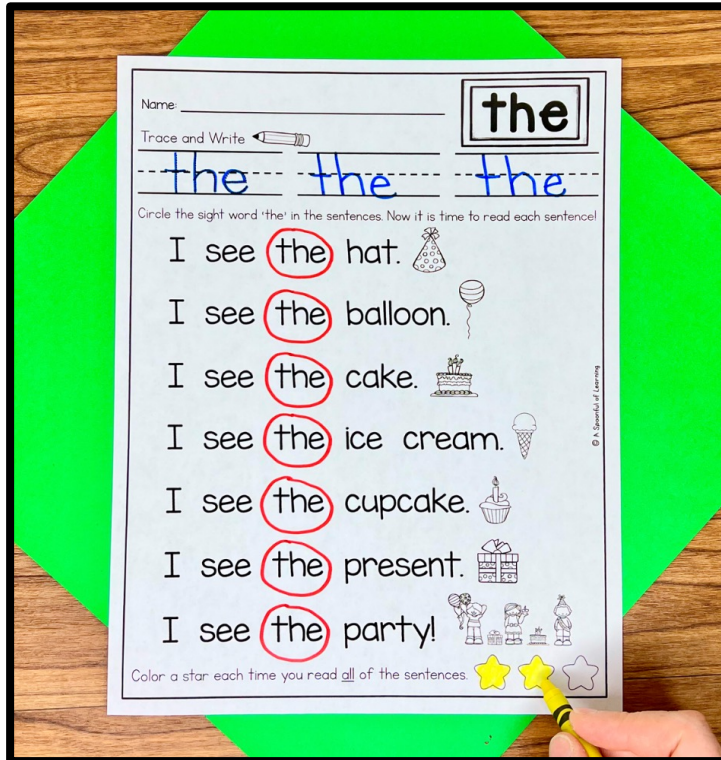


100 MINI READERS

Easy to prep and the plan included will give your students the confidence and skills to read independently.

SIGHT WORD

A READER'S SIDE



100 FLUENCY ACTIVITIES

The sentences from the reader are on one page. Use as an assessment, at home practice, in small groups, and more!

SIGHT WORD READERS


What's included?

SIGHT WORD READERS

5 DAY PLAN

DAY 1: INTRODUCE

- Write each sentence from the sight word reader onto sentence strips.
- Print an extra copy of the mini reader and cut out the pictures only.
- Display one sentence strip at a time to your class on a pocket chart with the picture that goes along with the sentence.
- Point to each word of the sentence while reading out loud.
 - Model looking at the picture and the first letter of an unknown word.
- Have students choral read and/or echo the sentence.
- Continue doing the steps above for each sentence until the entire sight word reader is displayed on the pocket chart.



SIGHT WORD READERS

5 DAY PLAN

DAY 3: STUDENTS READ THEIR OWN SIGHT WORD READERS

WHOLE GROUP

the sight word reader. Circle and do a picture walk going around the room.


small reading group. Circle and do a picture walk going around the room.

are focusing on in the title. Have students look at the picture and circle the sight word.

words or other words that they know? What are they focusing on? What is the sight word they are focusing on?

point under one word at a time and read the sentence.

discussing different reading strategies, looking at the picture, etc.



SIGHT WORD READERS

5 DAY PLAN

DAY 5: INDEPENDENT AND PARTNER


sight word reader and allow them to read to themselves. This is a great time to use them! Walk around the room, listen in, and encourage them.

ing week, have your students take turns to a good spot in the classroom. Opportunity to read the sight word reader.

index cards. I have students choose a sight word and a picture to save time on the next day.

at each other on what they heard and give high fives, and they can even write a sentence after they each had a chance to read.

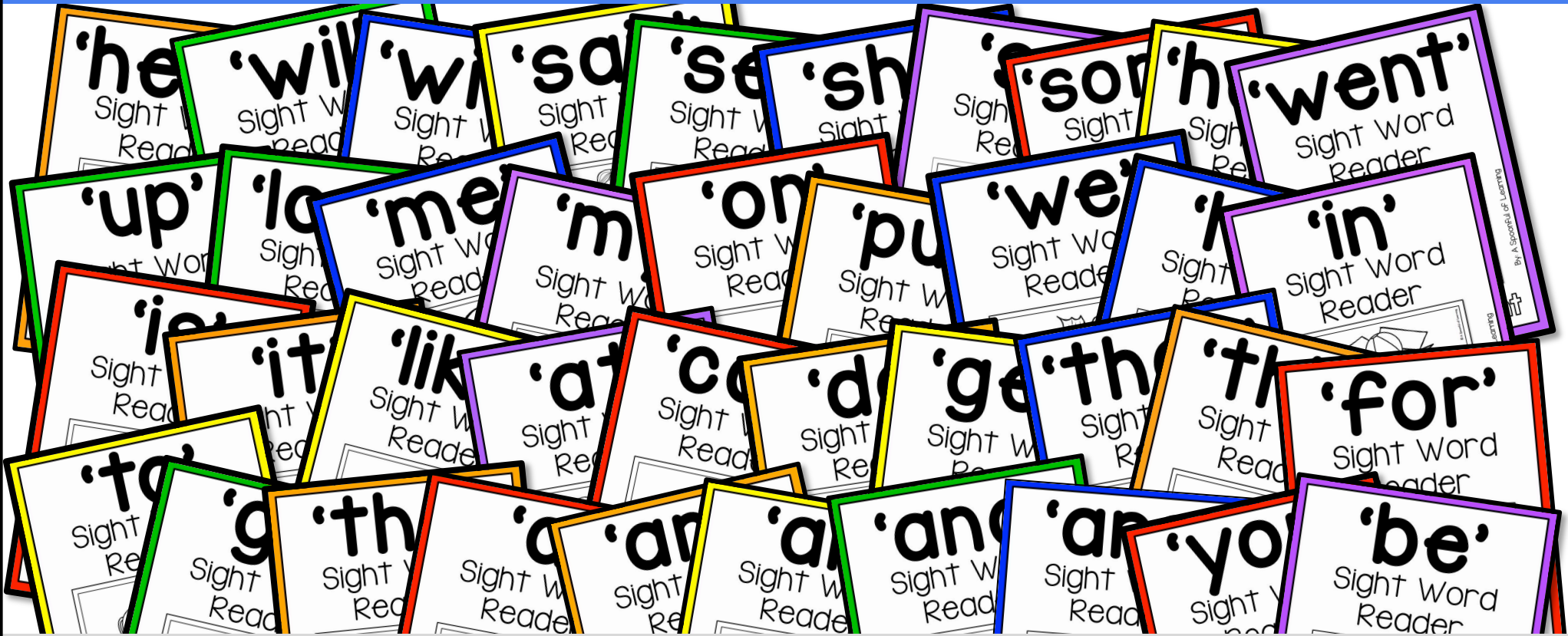
everyone together to talk about all of the words they read.



5 DAY PLAN TO READING INDEPENDENTLY

SIGHT WORD READERS

What's included?



100 READERS

100 different sight words.

SIGHT WORD READERS

WORDS INCLUDED (in alphabetical order)

a
all
am
an
and
are
as
at
away
be
big
black
blue
boy
brown
but
by
can
come

did
do
down
four
from
get
girl
go
good
got
had
has
have
he
help
her
here
him
his

how
I
in
is
it
jump
let
like
little
look
make
me
my
no
not
now
of
off
on

one
or
our
out
play
put
red
ride
run
said
saw
say
see
she
so
some
stop
take
that

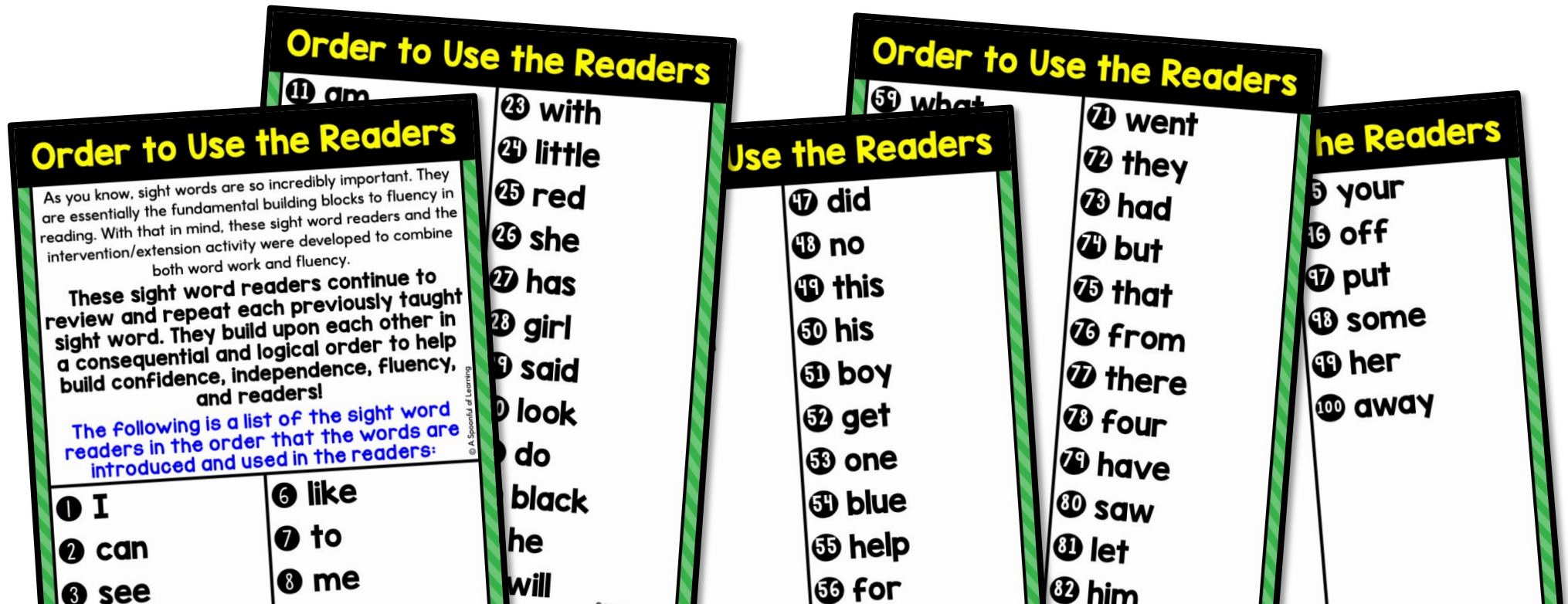
the
them
there
these
they
this
to
two
up
us
use
want
was
we
went
what
where
who
will

with
yes
you
your

**100
SIGHT
WORDS**

SIGHT WORD READERS

What's Included?



ORDER FOR THE READERS

I have a plan for the order that you can use the readers, but you can also use them in any order that you would like.

SIGHT WORD

Pre-Readers..

- Whole Group
- Small Groups
- Assessments
- Homework
- Intervention
- Build a Reading Foundation




TEACHERS REVIEWS



"This is one of the greatest resources I have ever purchased. Worth EVERY cent! Thank you so much. I just got an email from a parent saying, "He read his sight word book to me this morning... this is the first time he has ever been able to read a book to me. I had to pull out my phone to video this! It made me cry."



"My #1 FAVORITE purchase. WOW, WOW and WOW. I use this week after week, using both the books and the sheets to provide my students practice with the sight words. Best money I have ever spent! The kids love them too and are SO proud to read them independently!"



The cat can see me.